

Year 5 Australian Curriculum v8.4			Year 5 Australian Curriculum v9			New Courses: Units of Work	Activities (Courses): Topics	Skill Quests	
Strand	Content Descriptions	Code	Strand	Outcomes	Code	<b>NEW</b>	Australian Curriculum v9 Yr 05		
Number	recognise that the place value system can be extended beyond hundredths	ACMNA104	Number	interpret, compare and order numbers with more than 2 decimal places, including numbers greater than one, using place value understanding; represent these on a number line	AC9M5N01	Y5 Decimals Y5 Rounding and estimation	REVIEW Whole Numbers & Place Value Fractions decimals & percentages	Understand decimals to thousandths	
	compare, order and represent decimals	ACMNA105		express natural numbers as products of their factors, recognise multiples and determine if one number is divisible by another	AC9M5N02		Factors & multiples	Multiples & factors Divisibility tests	
	identify and describe factors and multiples of whole numbers and use them to solve problems	ACMNA098		compare and order fractions with the same and related denominators including mixed numerals, applying knowledge of factors and multiples; represent these fractions on a number line	AC9M5N03	Y5 Fractions Y6 Fractions	Compare & order fractions	Compare & order fractions	
	compare and order common unit fractions and locate and represent them on a number line	ACMNA102		recognise that 100% represents the complete whole and use percentages to describe, represent and compare relative size; connect familiar percentages to their decimal and fraction equivalents	AC9M5N04	Y5 Percentages	Fractions decimals & percentages	Fractions, decimals & percentages	
	investigate strategies to solve problems involving addition and subtraction of fractions with the same denominator	ACMNA103		solve problems involving addition and subtraction of fractions with the same or related denominators, using different strategies	AC9M5N05	Y5 Fractions Y6 Fractions	Add & subtract related fractions	Add & subtract fractions	
	solve problems involving multiplication of large numbers by one- or two-digit numbers using efficient mental, written strategies and appropriate digital technologies	ACMNA100		solve problems involving multiplication of larger numbers by one- or two-digit numbers, choosing efficient calculation strategies and using digital tools where appropriate; check the reasonableness of answers	AC9M5N06		More multiplication & division	Strategies to multiply by 1- or 2-digits	
	use efficient mental and written strategies and apply appropriate digital technologies to solve problems	ACMNA291		solve problems involving division, choosing efficient strategies and using digital tools where appropriate; interpret any remainder according to the context and express results as a whole number, decimal or fraction	AC9M5N07		More multiplication & division	Division strategies incl. remainders	
	solve problems involving division by a one-digit number, including those that result in a remainder	ACMNA101		check and explain the reasonableness of solutions to problems including financial contexts using estimation strategies appropriate to the context	AC9M5N08		Rounding & estimating	Estimation & rounding	
	use efficient mental and written strategies and apply appropriate digital technologies to solve problems	ACMNA291							
	use estimation and rounding to check the reasonableness of answers to calculations	ACMNA099							

Year 5 Australian Curriculum v8.4			Year 5 Australian Curriculum v9			New Courses: Units of Work	Activities (Courses): Topics	Skill Quets
Strand	Content Descriptions	Code	Strand	Outcomes	Code	<b>NEW</b>	Australian Curriculum v9 Yr 05	
Number			Number	use mathematical modelling to solve practical problems involving additive and multiplicative situations including financial contexts; formulate the problems, choosing operations and efficient calculation strategies, using digital tools where appropriate; interpret and communicate solutions in terms of the situation	AC9M5N09	Y5 Fractions Y6 Fractions Y6 Percentages	Solve problems	Add & subtract practical problems Multiply & divide practical problems All operations practical problems
				create and use algorithms involving a sequence of steps and decisions and digital tools to experiment with factors, multiples and divisibility; identify, interpret and describe emerging patterns	AC9M5N010			Create & use algorithms
	create simple financial plans <b>REMOVED</b>	ACMNA106						
Algebra			Algebra	recognise and explain the connection between multiplication and division as inverse operations and use this to develop families of number facts	AC9M5A01		Fact families Mult/Div	Connect multiplication & division
	find unknown quantities in number sentences involving multiplication and division and identify equivalent number sentences involving multiplication and division	ACMNA121		find unknown values in numerical equations involving multiplication and division using the properties of numbers and operations	AC9M5A02		Missing Values	Find unknown values in mult & div
	describe, continue and create patterns with fractions, decimals and whole numbers resulting from addition and subtraction <b>MOVED TO Y6</b>	ACMNA107						
Measurement	choose appropriate units of measurement for length, area, volume, capacity and mass	ACMMG108	Measurement	choose appropriate metric units when measuring the length, mass and capacity of objects; use smaller units or a combination of units to obtain a more accurate measure	AC9M5M01		Measurement	Choose appropriate metric units
	calculate perimeter and area of rectangles using familiar metric units	ACMMG109		solve practical problems involving the perimeter and area of regular and irregular shapes using appropriate metric units	AC9M5M02			Perimeter & area - practical problems
	compare 12- and 24-hour time systems and convert between them	ACMMG110		compare 12- and 24-hour time systems and solve practical problems involving the conversion between them	AC9M5M03		Time conversions & problems	Use 24-hour time
	estimate, measure and compare angles using degrees. Construct angles using a protractor	ACMMG112		estimate, construct and measure angles in degrees, using appropriate tools including a protractor, and relate these measures to angle names	AC9M5M04		Measurement	Estimate, construct & measure angles

Year 5 Australian Curriculum v8.4			Year 5 Australian Curriculum v9			New Courses: Units of Work	Activities (Courses): Topics	Skill Quests
Strand	Content Descriptions	Code	Strand	Outcomes	Code	<b>NEW</b>	Australian Curriculum v9 Yr 05	
Geometry	connect three-dimensional objects with their nets and other two-dimensional representations	ACMMG111	Space	connect objects to their nets and build objects from their nets using spatial and geometric reasoning	AC9M5SP01		Space & shape	Connect objects to nets
	use a grid reference system to describe locations. Describe routes using landmarks and directional language	ACMMG113		construct a grid coordinate system that uses coordinates to locate positions within a space; use coordinates and directional language to describe position and movement	AC9M5SP02			Use coordinates in a grid system
	describe translations, reflections and rotations of two-dimensional shapes. Identify line and rotational symmetries	ACMMG114		describe and perform translations, reflections and rotations of shapes, using dynamic geometric software where appropriate; recognise what changes and what remains the same, and identify any symmetries	AC9M5SP03			Identify & describe transformations
	apply the enlargement transformation to familiar two-dimensional shapes and explore the properties of the resulting image compared with the original <b>REMOVED</b>	ACMMG115						
Statistics	construct displays, including column graphs, dot plots and tables, appropriate for data type, with and without the use of digital technologies	ACMSP119	Statistics	acquire, validate and represent data for nominal and ordinal categorical and discrete numerical variables, to address a question of interest or purpose using software including spreadsheets; discuss and report on data distributions in terms of highest frequency (mode) and shape, in the context of the data	AC9M5ST01		Statistics	Acquire, validate & represent data Understand data distributions
	describe and interpret different data sets in context	ACMSP120		interpret line graphs representing change over time; discuss the relationships that are represented and conclusions that can be made <b>NEW</b>	AC9M5ST02			Interpret line graphs
	pose questions and collect categorical or numerical data by observation or survey	ACMSP118		plan and conduct statistical investigations by posing questions or identifying a problem and collecting relevant data; choose appropriate displays and interpret the data; communicate findings within the context of the investigation	AC9M5ST03			
	describe and interpret different data sets in context	ACMSP120						
Probability	list outcomes of chance experiments involving equally likely outcomes and represent probabilities of those outcomes using fractions	ACMSP116	Probability	list the possible outcomes of chance experiments involving equally likely outcomes and compare to those which are not equally likely	AC9M5P01		Chance & Probability	Outcomes of chance experiments
				conduct repeated chance experiments including those with and without equally likely outcomes, observe and record the results; use frequency to compare outcomes and estimate their likelihoods <b>NEW</b>	AC9M5P02			
	recognise that probabilities range from 0 to 1 <b>MOVED TO Y6</b>	ACMSP117						

	Term one	Term two	Term three	Term four
Unit 1	<b>Number</b>	<b>Number</b>	<b>Number</b>	<b>Number Algebra</b>
	<b>Whole number and decimals</b> <ul style="list-style-type: none"> <li>Place value to thousandths</li> <li>Partitioning</li> <li>Compare &amp; order</li> <li>Whole number review</li> </ul>	<b>Fractions</b> <ul style="list-style-type: none"> <li>Compare and order</li> <li>Mixed numbers &amp; improper fractions</li> <li>Equivalent fractions</li> <li>Add &amp; Subtract fractions: Same or related denominators</li> </ul>	<b>Fractions, decimals, and percentages</b> <ul style="list-style-type: none"> <li>Connect fraction, decimal and percentage equivalents</li> <li>Represent remainders as fractions and decimals</li> <li>Problem solving</li> </ul>	<b>Number and operations review</b> <p>Review earlier content</p>
Unit 2	<b>Number</b>	<b>Number Algebra</b>	<b>Number</b>	<b>Statistics</b>
	<b>Addition and subtraction: Mental</b> <ul style="list-style-type: none"> <li>Round to estimate</li> <li>Problem solving</li> <li>Strategy review</li> </ul>	<b>Multiplication and division: Mental strategies</b> <ul style="list-style-type: none"> <li>Efficient mental strategies</li> <li>Factorising</li> <li>Problem solving</li> </ul>	<b>Multiplication and division: Written strategies</b> <ul style="list-style-type: none"> <li>Multiplication algorithm</li> <li>Contracted division</li> <li>Problem solving</li> </ul>	<b>Data: Investigation and evaluation</b> <ul style="list-style-type: none"> <li>Misleading diagrams</li> <li>Evaluate statements about displays</li> <li>Interpret data displays</li> <li>Mode</li> </ul>
Unit 3	<b>Number Algebra</b>	<b>Number Algebra</b>	<b>Probability Statistics</b>	<b>Measurement</b>
	<b>Factors, multiples and patterns</b> <ul style="list-style-type: none"> <li>Factors, Multiples</li> <li>Common multiples</li> <li>Divisibility tests</li> <li>Patterns with factors &amp; multiples</li> </ul>	<b>Algebra</b> <ul style="list-style-type: none"> <li>Create and use algorithms</li> <li>Inverse operations</li> <li>Fact families</li> <li>Find unknown values</li> </ul>	<b>Chance and data</b> <ul style="list-style-type: none"> <li>List outcomes</li> <li>Conduct chance experiments</li> <li>Record results</li> <li>Compare outcomes</li> <li>Estimate likelihoods</li> </ul>	<b>Time and position</b> <ul style="list-style-type: none"> <li>Read and represent 12- &amp; 24-hour time</li> <li>Convert times</li> <li>Use timetables</li> <li>Grid coordinate systems</li> <li>Directional language</li> </ul>
Unit 4	<b>Measurement Number</b>	<b>Measurement</b>	<b>Space</b>	<b>Measurement</b>
	<b>Length, area and perimeter</b> <ul style="list-style-type: none"> <li>Kilometres, metres, centimetres &amp; millimetres</li> <li>Compare &amp; order lengths</li> <li>Estimate lengths</li> <li>Calculate perimeter</li> <li>Calculate area</li> </ul>	<b>Addition and subtraction: Written</b> <ul style="list-style-type: none"> <li>Written strategies</li> </ul>	<b>Angles and 2D shapes</b> <ul style="list-style-type: none"> <li>Measure angles</li> <li>Estimate angles</li> <li>Classify angles</li> <li>Translations, reflections &amp; rotations</li> <li>Symmetry</li> </ul>	<b>Measurement applications</b> <ul style="list-style-type: none"> <li>Choose appropriate units</li> <li>Use measurement in everyday situations</li> <li>Problem solving</li> <li>Area and perimeter applications</li> </ul>
Unit 5	<b>Statistics</b>	<b>Space</b>	<b>Measurement Number</b>	<b>Space</b>
	<b>Data: Representation and interpretation</b> <ul style="list-style-type: none"> <li>Collect data</li> <li>Validate data</li> <li>Represent data</li> </ul>	<b>2D space and 3D objects</b> <ul style="list-style-type: none"> <li>Connect 2D shapes with 3D objects</li> <li>Connect &amp; create nets</li> <li>Sketch 3D objects</li> </ul>	<b>Capacity and mass</b> <ul style="list-style-type: none"> <li>Kilolitres, litres &amp; millilitres</li> <li>Tonnes, kilograms &amp; grams</li> <li>Compare &amp; order</li> <li>Estimate</li> <li>Problem solving</li> </ul>	<b>Space review</b> <ul style="list-style-type: none"> <li>Review transformations</li> <li>Tessellation patterns</li> <li>Review Cartesian plane</li> </ul>

Strand	Outcomes and content descriptions	Located
Number	<b>AC9M5N01</b> interpret, compare and order numbers with more than 2 decimal places, including numbers greater than one, using place value understanding; represent these on a number line	T1 U1 T3 U1, U5
	<b>AC9M5N02</b> express natural numbers as products of their factors, recognise multiples and determine if one number is divisible by another	T1 U3 T2 U2 T3 U2 T4 U1
	<b>AC9M5N03</b> compare and order fractions with the same and related denominators including mixed numerals, applying knowledge of factors and multiples; represent these fractions on a number line	T2 U1 T3 U1
	<b>AC9M5N04</b> recognise that 100% represents the complete whole and use percentages to describe, represent and compare relative size; connect familiar percentages to their decimal and fraction equivalents	T3 U1
	<b>AC9M5N05</b> solve problems involving addition and subtraction of fractions with the same or related denominators, using different strategies	T2 U1 T4 U1
	<b>AC9M5N06</b> solve problems involving multiplication of larger numbers by one- or two-digit numbers, choosing efficient calculation strategies and using digital tools where appropriate; check the reasonableness of answers	T2 U2 T3 U2 T4 U1
	<b>AC9M5N07</b> solve problems involving division, choosing efficient strategies and using digital tools where appropriate; interpret any remainder according to the context and express results as a whole number, decimal or fraction	T2 U2 T3 U1, U2 T4 U1
	<b>AC9M5N08</b> check and explain the reasonableness of solutions to problems including financial contexts using estimation strategies appropriate to the context	T1 U2, U4 T2 U2
	<b>AC9M5N09</b> use mathematical modelling to solve practical problems involving additive and multiplicative situations including financial contexts; formulate the problems, choosing operations and efficient calculation strategies, using digital tools where appropriate; interpret and communicate solutions in terms of the situation	T1 U2 T2 U2, U4 T3 U2 T4 U1
	<b>AC9M5N010</b> create and use algorithms involving a sequence of steps and decisions and digital tools to experiment with factors, multiples and divisibility; identify, interpret and describe emerging patterns	T1 U3 T2 U3
Algebra	<b>AC9M5A01</b> recognise and explain the connection between multiplication and division as inverse operations and use this to develop families of number facts	T1 U3 T2 U3
	<b>AC9M5A02</b> find unknown values in numerical equations involving multiplication and division using the properties of numbers and operations	T1 U3 T2 U3

Strand	Outcomes and content descriptions	Located
Measurement	<b>AC9M5M01</b> choose appropriate metric units when measuring the length, mass and capacity of objects; use smaller units or a combination of units to obtain a more accurate measure	T1 U4 T3 U5 T4 U4
	<b>AC9M5M02</b> solve practical problems involving the perimeter and area of regular and irregular shapes using appropriate metric units	T1 U4 T4 U4
	<b>AC9M5M03</b> compare 12- and 24-hour time systems and solve practical problems involving the conversion between them	T4 U3, U4
	<b>AC9M5M04</b> estimate, construct and measure angles in degrees, using appropriate tools including a protractor, and relate these measures to angle names	T3 U4
Space	<b>AC9M5SP01</b> connect objects to their nets and build objects from their nets using spatial and geometric reasoning	T2 U5
	<b>AC9M5SP02</b> construct a grid coordinate system that uses coordinates to locate positions within a space; use coordinates and directional language to describe position and movement	T4 U3, U5
	<b>AC9M5SP03</b> describe and perform translations, reflections and rotations of shapes, using dynamic geometric software where appropriate; recognise what changes and what remains the same, and identify any symmetries	T3 U4 T4 U5
Statistics	<b>AC9M5ST01</b> acquire, validate and represent data for nominal and ordinal categorical and discrete numerical variables to address a question of interest or purpose using software including spreadsheets; discuss and report on data distributions in terms of highest frequency (mode) and shape, in the context of the data	T1 U5 T3 U3 T4 U2
	<b>AC9M5ST02</b> interpret line graphs representing change over time; discuss the relationships that are represented and conclusions that can be made	T1 U5 T4 U2
	<b>AC9M5ST03</b> plan and conduct statistical investigations by posing questions or identifying a problem and collecting relevant data; choose appropriate displays and interpret the data; communicate findings within the context of the investigation	T1 U5 T3 U3
Probability	<b>AC9M5P01</b> list the possible outcomes of chance experiments involving equally likely outcomes and compare to those which are not equally likely	T3 U3
	<b>AC9M5P02</b> conduct repeated chance experiments including those with and without equally likely outcomes, observe and record the results ; use frequency to compare outcomes and estimate their likelihoods	T3 U3

Strand & Topic	Outcomes	New Courses	Activities (Courses)	Skill Quests	Challenges	Ebooks
<b>Unit 1</b> Number <hr/> <b>Whole number and decimals</b> <hr/> Place value to thousandths Partitioning Compare & order Whole number review	<b>AC9M5N01</b> interpret, compare and order numbers with more than 2 decimal places, including numbers greater than one, using place value understanding; represent these on a number line	<b>Y5 Decimals</b> <ul style="list-style-type: none"> <li>Tenths</li> <li>Hundredths</li> <li>Thousandths</li> <li>Decimals on the number line</li> <li>Order and compare decimals</li> </ul> <b>Y5 Rounding and Estimation</b> <ul style="list-style-type: none"> <li>Place Value</li> <li>Comparing and ordering whole numbers</li> </ul>	<b>REVIEW Whole Numbers &amp; Place Value</b> <ul style="list-style-type: none"> <li>Place Value to Millions</li> <li>Numbers from Words to Digits 1</li> <li>Numbers from Words to Digits 2</li> <li>Greater Than or Less Than?</li> <li>Partition and Rename</li> <li>3/Understanding Place Value 3 (CAN)</li> <li>Expanded Notation</li> <li>Decimals from Words to Digits 1</li> <li>Decimals on the Number Line</li> <li>Decimal Place Value</li> <li>Nearest Whole Number</li> </ul>	<b>Understand decimals to thousandths</b> <ul style="list-style-type: none"> <li>Introducing decimal thousandths</li> <li>Partitioning decimals of any size</li> <li>Comparing &amp; ordering decimals</li> <li>Interpreting zeros at end of decimals</li> <li>Decimal &amp; fraction equivalences</li> <li>Connecting decimals to the metric system</li> </ul>	<b>Number &amp; Algebra: Decimals</b> LEVEL 4–6 <ul style="list-style-type: none"> <li>Code cracker (DOK 2)</li> </ul>	<b>(Y6-G) Fractions, Decimals and Percentages</b> <ul style="list-style-type: none"> <li>Decimal fractions (pp 12–20)</li> </ul>
<b>Unit 2</b> Number <hr/> <b>Addition and subtraction: Mental</b> <hr/> Round to estimate Problem solving Strategy review	<b>AC9M5N08</b> check and explain the reasonableness of solutions to problems ...  <b>AC9M5N09</b> use mathematical modelling to solve practical problems involving additive and multiplicative situations ...	<b>Coming soon:</b> Addition and subtraction  <b>Y5 Rounding and Estimation</b> <ul style="list-style-type: none"> <li>Rounding</li> <li>Estimation</li> </ul>	<b>Rounding &amp; estimating</b> <ul style="list-style-type: none"> <li>Rounding Numbers 1</li> <li>Estimate Sums</li> <li>Estimate Differences</li> </ul> <b>REVIEW Whole Numbers &amp; Place Value</b> <ul style="list-style-type: none"> <li>Rounding Numbers</li> </ul> <b>Rounding &amp; estimating</b> <ul style="list-style-type: none"> <li>Estimate Decimal Sums 2</li> </ul>	<b>Estimation &amp; rounding</b> <ul style="list-style-type: none"> <li>Rounding to estimate addition &amp; subtraction</li> </ul> <b>Add &amp; subtract practical problems</b> <ul style="list-style-type: none"> <li>Addition &amp; subtraction word problems</li> <li>Expressing word problems as equations add/sub</li> <li>Solving add &amp; subtract money problems</li> </ul>	<b>Number &amp; Algebra: Decimals</b> LEVEL 5–7 <ul style="list-style-type: none"> <li>Posting parcels (DOK 2)</li> </ul> <b>Number &amp; Algebra: Addition &amp; Subtraction</b> LEVEL 3–5 <ul style="list-style-type: none"> <li>Solve the zig-zag logic fog (DOK 3)</li> <li>Mental strategies (DOK 3)</li> </ul> LEVEL 4–6 <ul style="list-style-type: none"> <li>Totally magic grid (DOK 2)</li> </ul> LEVEL 5–7 <ul style="list-style-type: none"> <li>Add-venn-turous adding (DOK 2)</li> </ul>	<b>(Y6-G) Addition and Subtraction</b> <ul style="list-style-type: none"> <li>Mental strategies (pp 1–10)</li> <li>Applying strategies (pp 11–19)</li> </ul>
<b>Unit 3</b> Number Algebra <hr/> <b>Factors, multiples and patterns</b> <hr/> Factors Multiples Common multiples Divisibility tests Patterns with factors & multiples	<b>AC9M5N02</b> express natural numbers as products of their factors ...  <b>AC9M5N010</b> create and use algorithms involving a sequence of steps and decisions ...  <b>AC9M5A01</b> recognise and explain the connection between multiplication and division ...  <b>AC9M5A02</b> find unknown values in numerical equations involving multiplication and division ...	Coming soon	<b>Factors &amp; Multiples</b> <ul style="list-style-type: none"> <li>Multiples</li> <li>Lowest Common Multiple</li> <li>Factors</li> <li>Highest Common Factor</li> <li>Find the Factor</li> <li>Divisibility Tests (2, 5, 10)</li> <li>Divisibility Tests (3, 4, 9)</li> <li>Tests of Divisibility 1</li> </ul>	<b>Multiples &amp; factors</b> <ul style="list-style-type: none"> <li>Finding multiples</li> <li>Finding factors</li> <li>Solving problems using factors &amp; multiples</li> </ul> <b>Divisibility tests</b> <ul style="list-style-type: none"> <li>Divisibility tests for 2, 5 &amp; 10</li> <li>Divisibility tests for 3, 4, 6, 8 &amp; 9</li> </ul> <b>Create &amp; use algorithms</b> <ul style="list-style-type: none"> <li>Factors &amp; multiples</li> </ul>	<b>Number &amp; Algebra: Multiplication &amp; Division</b> LEVEL 3–5 <ul style="list-style-type: none"> <li>The greatest triangle! (DOK 2)</li> </ul> LEVEL 4–6 <ul style="list-style-type: none"> <li>Peculiar patterns with multiples (DOK 2)</li> <li>Multiple muffins (DOK 2)</li> <li>Supermarket stock dilemma (DOK 2)</li> <li>Training in sync (DOK 2)</li> <li>Factor in our clues (DOK 2)</li> <li>Tricky factors (DOK 2)</li> <li>Multiple relationships (DOK 2)</li> <li>Factor finding (DOK 2)</li> <li>Fear fact-ors (DOK 2)</li> </ul> <b>Number &amp; Algebra: Addition &amp; Subtraction</b> LEVEL 3–5 <ul style="list-style-type: none"> <li>Scores for a ball game (DOK 3)</li> </ul> LEVEL 4–6 <ul style="list-style-type: none"> <li>Multiple patterns (DOK 3)</li> </ul>	<b>(Y5-F) Multiplication and Division</b> <ul style="list-style-type: none"> <li>Mental multiplication strategies (pp 9–10)</li> <li>Mental division strategies (pp 18–19)</li> </ul>

Strand & Topic	Outcomes	New Courses	Activities (Courses)	Skill Quests	Challenges	Ebooks
<p><b>Unit 4</b> Measurement Number</p> <hr/> <p><b>Length, area and perimeter</b></p> <p>Kilometres, metres, centimetres &amp; millimetres Compare &amp; order lengths Estimate lengths Calculate perimeter Calculate area</p>	<p><b>AC9M5M01</b> choose appropriate metric units when measuring the length, mass and capacity of objects ...</p> <p><b>AC9M5M02</b> solve practical problems involving the perimeter and area of regular and irregular shapes ...</p> <p><b>AC9M5N08</b> check and explain the reasonableness of solutions to problems ...</p>	Coming soon	<p><b>Measurement</b></p> <ul style="list-style-type: none"> <li>Kilometre Conversions</li> <li>Metres and Kilometres</li> <li>Perimeter: Squares and Rectangles</li> <li>Area of Shapes</li> <li>Biggest Shape/Bigger or smaller shape</li> <li>Equal Areas</li> <li>Area: Squares and Rectangles</li> </ul> <p><b>Fractions decimals &amp; percentages</b></p> <ul style="list-style-type: none"> <li>Centimetres and Metres</li> </ul>	<p><b>Choose appropriate metric units</b></p> <ul style="list-style-type: none"> <li>Introducing kilometres</li> <li>Comparing &amp; ordering units of length</li> <li>Selecting appropriate units - length</li> </ul> <p><b>Perimeter &amp; area - practical problems</b></p> <ul style="list-style-type: none"> <li>Calculating perimeter practical problems</li> <li>Calculating area practical problems</li> </ul>	<p><b>Measurement: Length</b> LEVEL 3–5</p> <ul style="list-style-type: none"> <li>Divide and measure with rods (DOK 2)</li> </ul> <p>LEVEL 4–6</p> <ul style="list-style-type: none"> <li>Lengthy thinking (DOK 2)</li> </ul> <p><b>Measurement: Area</b> LEVEL 3–5</p> <ul style="list-style-type: none"> <li>Make a puppy play area (DOK 2)</li> <li>Farmer's fences (DOK 3)</li> </ul> <p>LEVEL 4–6</p> <ul style="list-style-type: none"> <li>Shade a shape (DOK 3)</li> <li>Five and ten, squares and units (DOK 3)</li> </ul>	<p>(Y5-F) <b>Length, Perimeter and Area</b></p> <ul style="list-style-type: none"> <li>Units of length (pp 1–8)</li> <li>Travelling far (pp 9–16)</li> <li>Perimeter (pp 17–24)</li> <li>Area (pp 25–32)</li> </ul>
<p><b>Unit 5</b> Statistics</p> <hr/> <p><b>Data: Representation &amp; interpretation</b></p> <p>Collect data Validate data Represent data</p>	<p><b>AC9M5ST01</b> acquire, validate and represent data for nominal and ordinal categorical and discrete numerical variables to address a question of interest or purpose using software including spreadsheets ...</p> <p><b>AC9M5ST02</b> interpret line graphs representing change over time ...</p> <p><b>AC9M5ST03</b> plan and conduct statistical investigations by posing questions or identifying a problem and collecting relevant data ...</p>	Coming soon	<p><b>Statistics</b></p> <ul style="list-style-type: none"> <li>Line Graphs: Interpretation</li> <li>Travel Graphs</li> <li>Stem and Leaf Plots: -Concept</li> <li>Dot Plots</li> <li>Divided Bar Graphs</li> <li>Tally Charts</li> <li>Sector Graphs</li> </ul>	<p><b>Acquire, validate &amp; represent data</b></p> <ul style="list-style-type: none"> <li>Conducting surveys or statistical investigations</li> </ul>	<p><b>Statistics &amp; Data</b> LEVEL 5–7</p> <ul style="list-style-type: none"> <li>New director (DOK 3)</li> </ul>	<p>(Y5-F) <b>Data Representation</b></p> <ul style="list-style-type: none"> <li>Types of graphs 1 (pp 1–6)</li> <li>Types of graphs 2 (pp 7–11)</li> <li>Types of graphs 3 (pp 12–17)</li> <li>Collecting and analysing data (pp 18–23)</li> </ul>






Strand & Topic	Outcomes	New Courses	Activities (Courses)	Skill Quests	Challenges	Ebooks
<p><b>Unit 1</b> Number</p> <hr/> <p><b>Fractions</b></p> <p>Compare and order Mixed numbers &amp; improper fractions Equivalent fractions Add &amp; Subtract fractions: Same or related denominators</p>	<p><b>AC9M5N03</b> compare and order fractions with the same and related denominators ...</p> <p><b>AC9M5N05</b> solve problems involving addition and subtraction of fractions with the same or related denominators ...</p>	<p><b>Y5 Fractions</b></p> <ul style="list-style-type: none"> <li>Fractions</li> <li>Equivalence</li> <li>Compare and order fractions</li> <li>Improper fractions and mixed numbers</li> <li>Add fractions</li> <li>Subtract fractions</li> <li>Problem solving with fractions</li> </ul>	<p><b>Compare &amp; order fractions</b></p> <ul style="list-style-type: none"> <li>Shading Equivalent Fractions</li> <li>Equivalent Fraction Wall 1</li> <li>Equivalent Fractions on a Number Line 1</li> <li>Equivalent Fractions</li> <li>Compare Fractions 1a</li> <li>Compare Fractions 1b</li> <li>Identifying Fractions Beyond 1</li> <li>Improper to Mixed</li> <li>Mixed to Improper</li> <li>Converting Mixed and Improper</li> <li>Identifying Fractions on a Number Line</li> <li>Mixed and Improper fractions on a number Line</li> </ul> <p><b>Add &amp; Subtract related fractions</b></p> <ul style="list-style-type: none"> <li>Add: Common Denominator</li> <li>Subtract: Common Denominator</li> <li>Common Denominator</li> <li>Add Like Mixed Numbers</li> <li>Subtract Like Mixed Numbers</li> </ul>	<p><b>Compare &amp; order fractions</b></p> <ul style="list-style-type: none"> <li>Comparing &amp; ordering fractions</li> <li>Comparing &amp; ordering fractions &amp; mixed numbers</li> <li>Using common factors to simplify proper fractions</li> </ul> <p><b>Add &amp; subtract fractions</b></p> <ul style="list-style-type: none"> <li>Add &amp; subtract proper fractions - same denominator</li> <li>Add &amp; subtract mixed numerals - same denominator</li> <li>Add &amp; subtract fractions - related denominators</li> <li>Add &amp; subtract mixed num - related denominators</li> </ul>	<p><b>Number &amp; Algebra: Fractions</b></p> <p>LEVEL 3–5</p> <ul style="list-style-type: none"> <li>Which is closer to 1? (DOK 2)</li> <li>What fraction is that? (DOK 2)</li> <li>Drinking equivalent fractions (DOK 3)</li> </ul> <p>LEVEL 4–6</p> <ul style="list-style-type: none"> <li>Fractions in uneven partitioned shapes (DOK 2)</li> <li>Fractional relay races (DOK 2)</li> </ul>	<p>(Y5-F) <b>Fractions, Decimals and Percentages</b></p> <ul style="list-style-type: none"> <li>Types of fractions (pp 9–16)</li> <li>Calculating (pp 26–29)</li> </ul>
<p><b>Unit 2</b> Number Algebra</p> <hr/> <p><b>Multiplication and division: Mental strategies</b></p> <p>Efficient mental strategies Factorising Problem solving</p>	<p><b>AC9M5N02</b> express natural numbers as products of their factors ...</p> <p><b>AC9M5N06</b> solve problems involving multiplication of larger numbers by one- or two-digit numbers ...</p> <p><b>AC9M5N07</b> solve problems involving division ...</p> <p><b>AC9M5N08</b> check and explain the reasonableness of solutions to problems ...</p> <p><b>AC9M5N09</b> use mathematical modelling to solve practical problems involving additive and multiplicative situations ...</p>	<p><b>Coming soon:</b> Multiplication and division</p> <p><b>Y5 Rounding and Estimation</b></p> <ul style="list-style-type: none"> <li>Rounding</li> <li>Estimation</li> </ul>	<p><b>More Multiplication &amp; division</b></p> <ul style="list-style-type: none"> <li>Multiply Multiples of 10</li> <li>Multiply More Multiples of 10</li> <li>Multiply 2 Digits Area Model</li> <li>Grid Methods 1</li> <li>Double and Halve to Multiply</li> <li>Mental Methods Multiplication 1</li> <li>Dividing by 10, 100, 1000</li> <li>Division Facts 1</li> <li>Remainders by Arrays</li> <li>Mental Methods Division 1</li> <li>Mental Methods Division</li> </ul> <p><b>Solve problems</b></p> <ul style="list-style-type: none"> <li>Bar model <math>\times \div</math></li> <li>Problems: Times and Divide</li> </ul> <p><b>Rounding &amp; estimating</b></p> <ul style="list-style-type: none"> <li>Estimate Products</li> <li>Estimate Quotients</li> <li>Estimation: Multiply and Divide</li> <li>Estimate Decimal Operations</li> </ul>	<p><b>Strategies to multiply by 1- or 2-digits</b></p> <ul style="list-style-type: none"> <li>Multiplication using multiples of 10</li> <li>Multiplying: rounding, compensating &amp; partitioning</li> <li>Multiplying: doubling, halving &amp; thirding</li> <li>Multiplying using the split method</li> <li>Multiplying using an area model</li> <li>Multiplying by factorising</li> </ul> <p><b>Division strategies incl. remainders</b></p> <ul style="list-style-type: none"> <li>Dividing by a 1-digit number using partitioning</li> <li>Dividing by a 2-digit number using partitioning</li> <li>Dividing by a 1-digit number using factorising</li> <li>Dividing by a 2-digit number using factorising</li> </ul> <p><b>Estimation &amp; rounding</b></p> <ul style="list-style-type: none"> <li>Rounding to estimate multiplication &amp; division</li> <li>Estimating with money</li> </ul> <p><b>Multiply &amp; divide practical problems</b></p> <ul style="list-style-type: none"> <li>Multiplication &amp; division word problems</li> <li>Expressing word problems as equations mult/div</li> <li>Solving multi-step mult/div word problems</li> <li>Solving mult &amp; div money problems</li> </ul>	<p>(Y5-F) <b>Multiplication and Division</b></p> <ul style="list-style-type: none"> <li>Mental multiplication strategies (pp 1–10)</li> <li>Mental division strategies (pp 11–19)</li> </ul>	










Strand & Topic	Outcomes	New Courses	Activities (Courses)	Skill Quests	Challenges	Ebooks
<b>Unit 3</b> Number Algebra <hr/> <b>Algebra</b> Create and use algorithms Inverse operations Fact families Find unknown values	<b>AC9M5N010</b> create and use algorithms involving a sequence of steps and decisions ... <b>AC9M5A01</b> recognise and explain the connection between multiplication and division as inverse operations ... <b>AC9M5A02</b> find unknown values in numerical equations involving multiplication and division ...	Coming soon	<b>Fact families Mult/Div</b> <ul style="list-style-type: none"> <li>• Fact Families: Multiply and Divide</li> <li>• Multiplication Turnarounds</li> <li>• Missing Numbers: <math>\times</math> and <math>\div</math> facts</li> <li>• Times Tables</li> <li>• Multiply 3 single-digit numbers</li> </ul>	<b>Create &amp; use algorithms</b> <ul style="list-style-type: none"> <li>• Manipulating numbers using a given rule</li> <li>• Designing flowcharts to solve add/sub of fractions</li> </ul> <b>Connect multiplication &amp; division</b> <ul style="list-style-type: none"> <li>• Inverse relationship - multiplication &amp; division</li> </ul> <b>Find unknown values in mult &amp; div</b> <ul style="list-style-type: none"> <li>• Finding unknown values - multiplication &amp; division</li> </ul>	<b>Number &amp; Algebra: Whole Number</b> LEVEL 4–6 <ul style="list-style-type: none"> <li>• Unknown values in uneven partitioned shapes (DOK 2)</li> </ul> <b>Number &amp; Algebra: Equations &amp; Expressions</b> LEVEL 4–6 <ul style="list-style-type: none"> <li>• Shape equations (DOK 2)</li> <li>• Steps to success (DOK 3)</li> </ul>	(Y5-F) <b>Patterns and Algebra</b> <ul style="list-style-type: none"> <li>• Patterns and functions (pp 1–12)</li> <li>• Equations and equivalence (pp 13–20)</li> <li>• Using equations (pp 21–28)</li> </ul>
<b>Unit 4</b> Number <hr/> <b>Addition and subtraction: Written</b> Written strategies	<b>AC9M5N09</b> use mathematical modelling to solve practical problems involving additive and multiplicative situations ...	Coming soon	<b>Solve problems</b> <ul style="list-style-type: none"> <li>• Columns that Add</li> <li>• Add Two 2-Digit Numbers</li> <li>• Add 3-Digit Numbers</li> <li>• Columns that Subtract</li> <li>• Subtract Numbers</li> </ul>			(Y5-F) <b>Addition and Subtraction</b> <ul style="list-style-type: none"> <li>• Written methods (pp 17–25)</li> </ul> (Y5-F) <b>Fractions, Decimals and Percentages</b> <ul style="list-style-type: none"> <li>• Calculating (pp 30–33)</li> </ul>
<b>Unit 5</b> Space <hr/> <b>2D space and 3D objects</b> Connect 2D shapes with 3D objects Connect & create nets Sketch 3D objects	<b>AC9M5SP01</b> connect objects to their nets and build objects from their nets using spatial and geometric reasoning	Coming soon	<b>Space &amp; shape</b> <ul style="list-style-type: none"> <li>• What Pyramid am I?</li> <li>• What Prism am I?</li> <li>• Prisms and Pyramids</li> </ul>	<b>Connect objects to nets</b> <ul style="list-style-type: none"> <li>• Connecting prisms &amp; pyramids with their nets</li> <li>• Connecting 3D objects with their nets</li> </ul>	<b>Geometry: 3D Shapes</b> LEVEL 4–6 <ul style="list-style-type: none"> <li>• Notty nets (DOK 2)</li> <li>• Looking at faces, edges and vertices (DOK 3)</li> </ul>	(Y5-F) <b>Geometry</b> <ul style="list-style-type: none"> <li>• 3D shapes (pp 25–34)</li> </ul>

Strand & Topic	Outcomes	New Courses	Activities (Courses)	Skill Quests	Challenges	Ebooks
<b>Unit 1</b> Number  <b>Fractions, decimals, and percentages</b>  Connect fraction, decimal and percentage equivalents  Represent remainders as fractions and decimals  Problem solving	<b>AC9M5N01</b> interpret, compare and order numbers with more than 2 decimal places ...  <b>AC9M5N03</b> compare and order fractions with the same and related denominators ...  <b>AC9M5N04</b> recognise that 100% represents the complete ...  <b>AC9M5N07</b> solve problems involving division ...	<b>Y5 Percentages</b> <ul style="list-style-type: none"> <li>Percentages</li> <li>Compare percentages</li> <li>Fractions and percentages</li> <li>Decimals, fractions and percentages</li> </ul>	<b>Fractions decimals &amp; percentages</b> <ul style="list-style-type: none"> <li>Modelling Percentages</li> <li>Fractions to Decimals</li> <li>Percents and Decimals</li> <li>Common Fractions as Percentages (AU)</li> <li>Decimal Order</li> <li>Comparing Decimals</li> </ul>	<b>Fractions, decimals &amp; percentages</b> <ul style="list-style-type: none"> <li>Introducing percentages</li> <li>Connecting percentages &amp; decimals</li> <li>Connecting percentages &amp; fractions</li> <li>Relationship - percentages, decimals &amp; fractions</li> </ul>		<b>(Y5-F) Fractions, Decimals and Percentages</b> <ul style="list-style-type: none"> <li>Fractions, decimals and percentages (pp 17–25)</li> </ul>
<b>Unit 2</b> Number Algebra  <b>Multiplication and division: Written strategies</b>  Multiplication algorithm  Contracted division  Problem solving	<b>AC9M5N02</b> express natural numbers as products of their factors ...  <b>AC9M5N06</b> solve problems involving multiplication of larger numbers ...  <b>AC9M5N07</b> solve problems involving division ...  <b>AC9M5N09</b> use mathematical modelling to solve practical problems ...	Coming soon	<b>Solve problems</b> <ul style="list-style-type: none"> <li>Multiply: 1-Digit Number</li> <li>Multiply: 2-Digit by 1-Digit</li> <li>Divide: 1-Digit Divisor 1</li> </ul>	<b>Strategies to multiply by 1- or 2-digits</b> <ul style="list-style-type: none"> <li>Multiplying using expanded algorithm</li> <li>Multiplying using contracted algorithm</li> <li>Multiplying using extended form of algorithm</li> </ul> <b>Division strategies incl. remainders</b> <ul style="list-style-type: none"> <li>Extended division - no remainders or zeros</li> <li>Extended division with remainders</li> <li>Extended division with &amp; without remainders</li> <li>Contracted division - no remainders or zeros</li> <li>Contracted division - no remainders</li> <li>Contracted division - with &amp; without remainders</li> <li>Dividing by 2-digit numbers - formal algorithms</li> </ul> <b>Multiply &amp; divide practical problems</b> <ul style="list-style-type: none"> <li>Multiplication &amp; division word problems</li> <li>Expressing word problems as equations mult/div</li> <li>Solving multi-step mult/div word problems</li> <li>Solving mult &amp; div money problems</li> </ul>		<b>(Y5-F) Multiplication and Division</b> <ul style="list-style-type: none"> <li>Written methods (pp 20–28)</li> <li>Puzzles and investigations (pp 29–32)</li> </ul>
<b>Unit 3</b> Probability Statistics  <b>Chance and data</b>  List outcomes  Conduct chance experiments  Record results  Compare outcomes  Estimate likelihoods	<b>AC9M5P01</b> list the possible outcomes of chance experiments ...  <b>AC9M5P02</b> conduct repeated chance experiments ...  <b>AC9M5ST01</b> acquire, validate and represent data ...  <b>AC9M5ST03</b> plan and conduct statistical investigations ...	Coming soon	<b>Chance &amp; Probability</b> <ul style="list-style-type: none"> <li>What are the Chances?</li> <li>Chance Gauge</li> <li>Introductory probability</li> <li>Fair Games</li> </ul>	<b>Outcomes of chance experiments</b> <ul style="list-style-type: none"> <li>Investigating equally likely outcomes</li> <li>Exploring fair &amp; unfair chance experiments</li> </ul>	<b>Chance &amp; Probability</b> LEVEL 4–6 <ul style="list-style-type: none"> <li>Ordering probabilities (DOK 3)</li> </ul>	<b>(Y5-F) Chance and Probability</b> <ul style="list-style-type: none"> <li>Chance and Probability (pp 1–10)</li> </ul>

Strand & Topic	Outcomes	New Courses	Activities (Courses)	Skill Quests	Challenges	Ebooks
<p><b>Unit 4</b> Measurement Space</p> <hr/> <p><b>Angles and 2D shape</b></p> <hr/> <p>Measure angles Estimate angles Classify angles Translations, reflections &amp; rotations Symmetry</p>	<p><b>AC9M5M04</b> estimate, construct and measure angles in degrees, using appropriate tools including a protractor, and relate these measures to angle names</p> <p><b>AC9M5SP03</b> describe and perform translations, reflections and rotations of shapes, using dynamic geometric software where appropriate ...</p>	Coming soon	<p><b>Measurement</b></p> <ul style="list-style-type: none"> <li>Classifying Angles</li> <li>Measuring Angles</li> <li>Estimating Angles</li> </ul> <p><b>Space &amp; shape</b></p> <ul style="list-style-type: none"> <li>Flip, Slide, Turn</li> <li>Transformations</li> <li>Rotational Symmetry</li> </ul>	<p><b>Estimate, construct &amp; measure angles</b></p> <ul style="list-style-type: none"> <li>Identifying, estimating &amp; measuring angles</li> <li>Classifying &amp; constructing angles</li> </ul> <p><b>Identify &amp; describe transformations</b></p> <ul style="list-style-type: none"> <li>Identifying &amp; describing transformations</li> </ul>	<p><b>Geometry: Angles</b> LEVEL 3–5</p> <ul style="list-style-type: none"> <li>Estimating angle measures (DOK 3)</li> </ul> <p>LEVEL 4–6</p> <ul style="list-style-type: none"> <li>Angle estimation (DOK 3)</li> </ul> <p><b>Geometry: Symmetry, Transformation &amp; Location</b> LEVEL 4–6</p> <ul style="list-style-type: none"> <li>Tessellations (DOK 3)</li> </ul>	<p>(YS-F) <b>Geometry</b></p> <ul style="list-style-type: none"> <li>Lines and angles (pp 1–6)</li> <li>2D shapes (pp 7–15)</li> <li>Transformation, tessellation and symmetry (pp 16–24)</li> </ul>
<p><b>Unit 5</b> Measurement Number</p> <hr/> <p><b>Capacity and mass</b></p> <hr/> <p>Kilolitres, litres &amp; millilitres Tonnes, kilograms &amp; grams Compare &amp; order Estimate Problem solving</p>	<p><b>AC9M5M01</b> choose appropriate metric units when measuring the length, mass and capacity of objects; use smaller units or a combination of units to obtain a more accurate measure</p> <p><b>AC9M5N01</b> interpret, compare and order numbers with more than 2 decimal places, including numbers greater than one, using place value understanding; represent these on a number line</p>	Coming soon	<p><b>Measurement</b></p> <ul style="list-style-type: none"> <li>Millilitres and Litres</li> <li>Litre Conversions</li> <li>Kilogram Conversions</li> <li>Grams and Kilograms</li> </ul>	<p><b>Choose appropriate metric units</b></p> <ul style="list-style-type: none"> <li>Comparing &amp; ordering units of mass</li> <li>Selecting appropriate units - mass</li> <li>Selecting appropriate units - capacity</li> </ul>	<p><b>Measurement: Volume &amp; Capacity</b> LEVEL 3–5</p> <ul style="list-style-type: none"> <li>Water water everywhere (DOK 3)</li> </ul> <p><b>Measurement: Mass</b> LEVEL 4–6</p> <ul style="list-style-type: none"> <li>Maze of masses (DOK 3)</li> </ul>	<p>(YS-F) <b>Volume, Capacity and Mass</b></p> <ul style="list-style-type: none"> <li>Volume and capacity (pp 1–2)</li> <li>Mass (pp 9–16)</li> </ul>

Strand & Topic	Outcomes	New Courses	Activities (Courses)	Skill Quests	Challenges	Ebooks
<b>Unit 1</b> Number Algebra <hr/> <b>Number and operations review</b>	<b>AC9M5N02</b> express natural numbers ... <b>AC9M5N05</b> solve problems involving addition and subtraction ... <b>AC9M5N06</b> solve problems involving multiplication ... <b>AC9M5N07</b> solve problems involving division ... <b>AC9M5N09</b> use mathematical modelling to solve practical problems ...	Coming soon	 <b>Review earlier content</b>	<b>All operations practical problems</b> <ul style="list-style-type: none"> <li>Express equations as word problems all operations</li> </ul>	 <b>Review earlier content</b>	 <b>Review earlier content</b>
<b>Unit 2</b> Statistics <hr/> <b>Data: Investigation and evaluation</b>  Interpreting data displays Data distributions Mode Misleading diagrams Evaluate statements about displays	<b>AC9M5ST01</b> acquire, validate and represent data for nominal and ordinal categorical and discrete numerical variables ... <b>AC9M5ST02</b> interpret line graphs representing change over time ...	Coming soon	<b>Statistics</b> <ul style="list-style-type: none"> <li>Mode</li> <li>Mode from Stem and Leaf Plot</li> <li>Mode from Frequency Table</li> <li>Grouping data and modal class</li> </ul>	<b>Interpret line graphs</b> <ul style="list-style-type: none"> <li>Interpreting line graphs</li> </ul> <b>Understand data distributions</b> <ul style="list-style-type: none"> <li>Understanding &amp; calculating the mode</li> <li>Introducing the shape of data distribution</li> </ul>	<b>Statistics and Data</b> LEVEL 4–6 <ul style="list-style-type: none"> <li>Rugby modal mayhem (DOK 2)</li> <li>Leap to the mode (DOK 2)</li> <li>Discover the digits (DOK 2)</li> </ul>	(YS-F) <b>Data Representation</b> <ul style="list-style-type: none"> <li>Data investigations (pp 24–28)</li> </ul>
<b>Unit 3</b> Measurement <hr/> <b>Time and position</b>  Read and represent 12- & 24-hour time Convert times Use timetables Grid coordinate systems Directional language	<b>AC9M5M03</b> compare 12- and 24-hour time systems and solve practical problems involving the conversion between them <b>AC9M5SP02</b> construct a grid coordinate system that uses coordinates to locate positions within a space; use coordinates and directional language to describe position and movement	Coming soon	<b>Time conversions &amp; problems</b> <ul style="list-style-type: none"> <li>Time Conversions: Simple Fractions</li> <li>Time Conversions: Simple Decimals</li> <li>What Time Will it Be?</li> <li>Time Mentals</li> <li>Elapsed Time</li> <li>24 Hour Time</li> <li>Using Timetables</li> </ul> <b>Space &amp; shape</b> <ul style="list-style-type: none"> <li>Map Coordinates</li> <li>Coordinate Graphs: 1st Quadrant</li> <li>More Directions!</li> </ul>	<b>Use 24-hour time</b> <ul style="list-style-type: none"> <li>Using 24-hour notation</li> <li>Using 24-hour time in timetables</li> </ul> <b>Use coordinates in a grid system</b> <ul style="list-style-type: none"> <li>Working with grid referenced maps</li> <li>Using Cartesian coordinate system - first quadrant</li> <li>Using landmarks &amp; directional language</li> </ul>	<b>Measurement: Time</b> LEVEL 3–5 <ul style="list-style-type: none"> <li>The mysteries of time (DOK 2)</li> <li>Puppy-sitting (DOK 3)</li> </ul> LEVEL 4–6 <ul style="list-style-type: none"> <li>24-hour train time (DOK 2)</li> <li>Ordering times (DOK 2)</li> <li>Time to explore 4 (DOK 3)</li> </ul> <b>Geometry: Symmetry, Transformation &amp; Location</b> LEVEL 3–5 <ul style="list-style-type: none"> <li>Routes on a map (DOK 3)</li> </ul> LEVEL 4–6 <ul style="list-style-type: none"> <li>A journey back in time (DOK 2)</li> <li>Which way? (DOK 3)</li> <li>Island towns (DOK 3)</li> </ul>	(YS-F) <b>Time</b> <ul style="list-style-type: none"> <li>Measuring time (pp 1–8)</li> <li>Calculating time (pp 9–14)</li> <li>Timetables (pp 15–20)</li> </ul>

Strand & Topic	Outcomes	New Courses	Activities (Courses)	Skill Quests	Challenges	Ebooks
<b>Unit 4</b> Measurement  <b>Measurement applications</b>  Choose appropriate units Use measurement in everyday situations Problem solving Area and perimeter applications	<b>AC9M5M01</b> choose appropriate metric units when measuring the length, mass and capacity of objects ...  <b>AC9M5M02</b> solve practical problems involving the perimeter and area of regular and irregular shapes ...  <b>AC9M5M03</b> compare 12- and 24-hour time systems and solve practical problems ...	Coming soon	 <b>Classroom directed</b>	<b>Choose appropriate metric units</b> <ul style="list-style-type: none"> <li>Recognising suitable metric units - all</li> </ul>	 <b>Classroom directed</b>	 <b>Classroom directed</b>
<b>Unit 5</b> Space  <b>Space review</b>  Review transformations Tessellation patterns Review Cartesian plane	<b>AC9M5SP02</b> construct a grid coordinate system ...  <b>AC9M5SP03</b> describe and perform translations, reflections and rotations of shapes, using dynamic geometric software ...	Coming soon	 <b>Review earlier content</b>	 <b>Review earlier content</b>	 <b>Review earlier content</b>	 <b>Review earlier content</b>